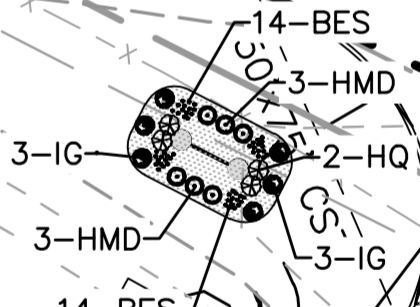
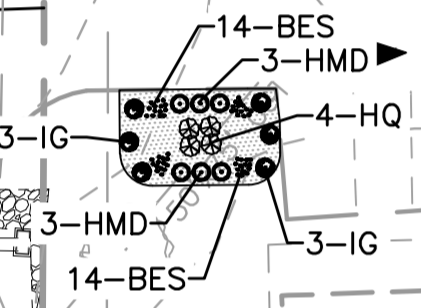
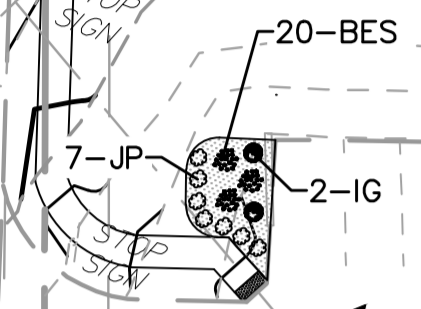
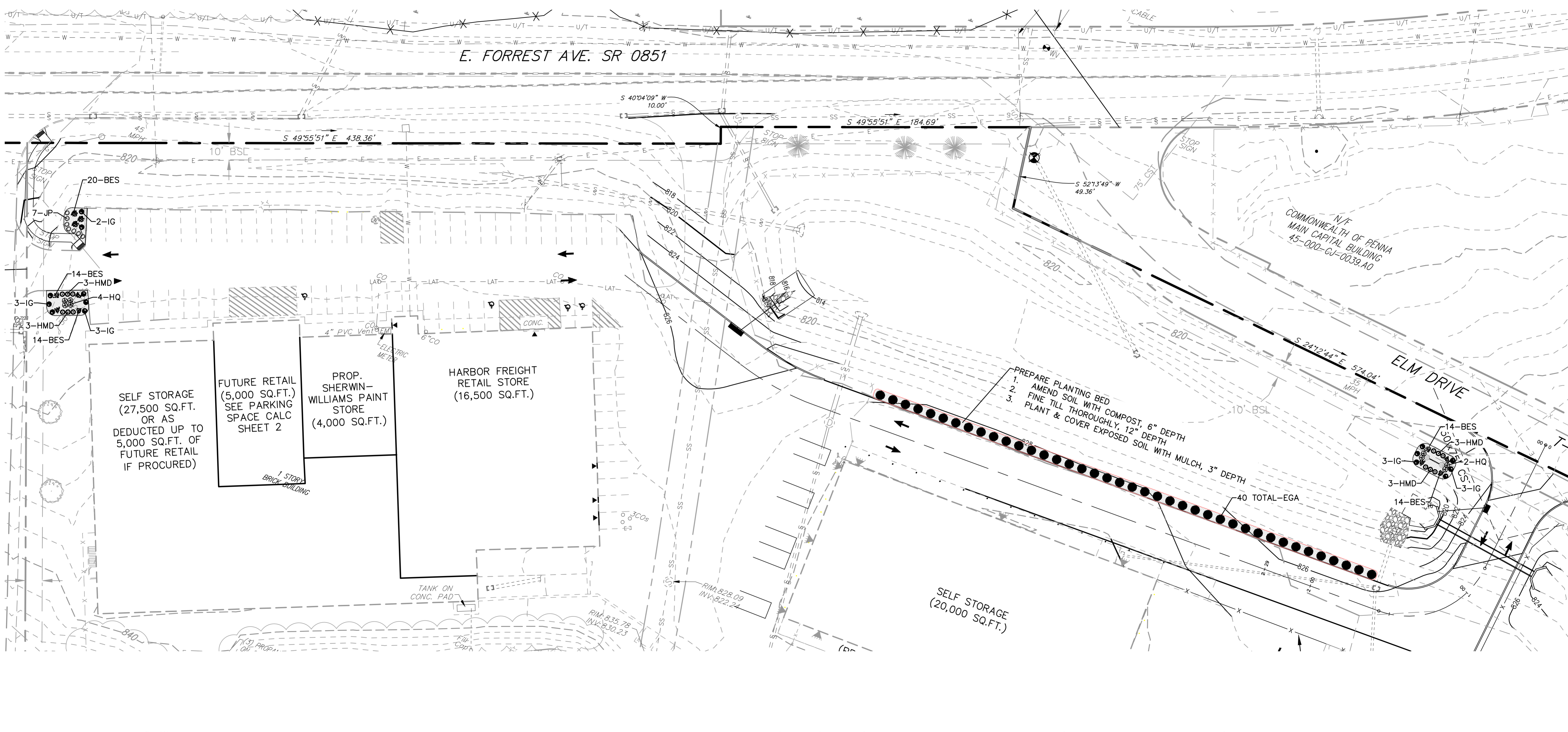


E. FORREST AVE. SR 0851



SELF STORAGE
(27,500 SQ.FT.
OR AS
DEDUCTED UP TO
5,000 SQ.FT. OF
FUTURE RETAIL
IF PROCURED)

FUTURE RETAIL
(5,000 SQ.FT.)
SEE PARKING
SPACE CALC
SHEET 2

PROP.
SHERWIN-
WILLIAMS PAINT
STORE
(4,000 SQ.FT.)

HARBOR FREIGHT
RETAIL STORE
(16,500 SQ.FT.)

SELF STORAGE
(20,000 SQ.FT.)

- PREPARE PLANTING BED
1. AMEND SOIL WITH COMPOST, 6" DEPTH
 2. FINE TILL THOROUGHLY, 12" DEPTH
 3. PLANT & COVER EXPOSED SOIL WITH MULCH, 3" DEPTH

N/F
COMMONWEALTH OF PENNA
MAIN CAPITAL BUILDING
45-000-GJ-0039.A0

ELM DRIVE

S 49°55'51" E 438.36'

S 40°04'09" W 10.00'

S 49°55'51" E 184.69'

S 52°13'49" W 49.36'

S 24°12'44" E 574.04'

TANK ON
CONC. PAD

RIM: 835.78
INV: 830.23

RIM: 828.09
INV: 822.24

40 TOTAL-EGA

(3) PROP.
ON

(B)